



Unique  
Washroom Solutions  
**CLASSIC RANGE**

 **WASHROOM**  
ACCESSORIES

 **DUDLEY**  
**INDUSTRIES**  
SHEET METAL EXPERTISE SINCE 1942

# ABOUT DUDLEY INDUSTRIES

**Dudley Industries, a leading supplier of design led, quality stainless steel washroom equipment.**

We specialise in designing and manufacturing quality dispensers for the washroom industry. First established in 1942 we have built up decades of experience in traditional manufacturing processes whilst keeping up to date with new technologies that help deliver quality and efficiency.

Our in-house team of professional designers ensure our ranges are designed to complement the décor in the most prestigious washrooms whilst providing the durability to stand up to the busiest environments.

By selecting a Dudley Industries dispenser you can be confident in the style and quality all backed up by a customer services team who are on-hand to help in anyway they can.

**For more information please contact us**


**T: +44 (0) 1253 738 311**

**E: [sales@dudleyindustries.com](mailto:sales@dudleyindustries.com)**



## Affiliations





AN AFFORDABLE BUT STYLISH WASHROOM RANGE

## CLASSIC RANGE

This timeless design combines style with both function and reliability. Made from high quality stainless steel the Classic range is a proven design guaranteed to enhance all washrooms no matter how busy.

The Classic Range is our widest product range with solutions for all washroom requirements.

# TOILET PAPER DISPENSERS



## Jumbo Toilet Paper Dispenser

- Toilet roll dispenser suitable for mini / midi jumbo rolls.
- The full back plate ensures strength and stability.
- Visual inspection window easily shows the fill level of the roll for easy servicing.
- Locking mechanism secures and protects the toilet rolls from pilfering.
- Cover simply snap locks into place when closing.

### Mini Jumbo

Weight (kg): 1.6  
Dimensions (mm): W: 269 H: 279 D: 135

- Brushed Stainless Steel (Ref: 83700SS)
- White Powder Coated Steel (Ref: 83700WH)

### Midi Jumbo

Weight (kg): 1.9  
Dimensions (mm): W: 307 H: 320 D: 135

- Brushed Stainless Steel (Ref: 83710SS)
- White Powder Coated Steel (Ref: 83710WH)



## Multi Flat Toilet Tissue Dispenser

- Dispenser for multi flat, bulk toilet tissue.
- Visual inspection window located on the side quickly shows stock level for ease of refilling.
- Small unit ideal for positioning in smaller, more restricted spaces or quieter washrooms.
- The larger dispenser is perfect for busy washrooms.
- Locking mechanism secures and protects the tissue from pilfering.

### Small

Weight (kg): 0.8  
Dimensions (mm): W: 137 H: 221 D: 111

- Brushed Stainless Steel (Ref: 77119SS)
- White Powder Coated Steel (Ref: 7711900)

### Large

Weight (kg): 1.3  
Dimensions (mm): W: 142 H: 363 D: 111

- Brushed Stainless Steel (Ref: 77615SS)
- White Powder Coated Steel (Ref: 7761500)

# TOILET PAPER DISPENSERS



## 3 Roll Toilet Paper Dispenser

- Suitable for three standard toilet rolls.
- Ensures spare rolls are always available for the busiest of environments.
- Spare rolls are stored securely helping to prevent the need to place spare rolls in the cubicle.
- Reserve rolls are held out of contact with the roll in use.
- Locking mechanism secures and protects the toilet rolls from pilfering.

Weight (kg): 1

Dimensions (mm): W: 125 H: 399 D: 127

- Brushed Stainless Steel (Ref: 77384SS)
- White Powder Coated Steel (Ref: 7738400)



## 2 Roll Core Toilet Paper Dispenser

- Suitable for two 100m cored toilet rolls.
- Ensures a spare roll is always available, which drops into place when required.
- Inertia type brake mechanism helps to prevent the unnecessary wasting of paper.
- Locking mechanism secures and protects the toilet rolls from pilfering.

Weight (kg): 1.8

Dimensions (mm): W: 135 H: 272 D: 159

- Brushed Stainless Steel (Ref: 78417SS)
- White Powder Coated Steel (Ref: 78417WH)

# TOILET PAPER DISPENSERS



## Single Toilet Roll Holder

- Stainless Steel holder for a single standard toilet roll.
- Protects the top of the roll from water splashes.
- Ideal for positioning in smaller, more restricted spaces or quieter washrooms.
- Easy to replace roll.
- Locking mechanism secures and protects the toilet rolls from pilfering.

Weight (kg): 0.5

Dimensions (mm): W:155 H:66 D:95

 Brushed (Ref: 77981SS)

White Powder Coated Steel (Ref: 77981WH)

Black Powder Coated Steel (Ref: 77981BK)




## Double Toilet Roll Holder

- Stainless Steel holder for two standard toilet rolls.
- Protects the top of the roll from water splashes.
- Larger dispenser, perfect for busy washrooms.
- Easy to replace roll.
- Locking mechanism secures and protects the toilet rolls from pilfering.

Weight (kg): 0.7

Dimensions (mm): W:256 H:66 D:95

 Brushed (Ref: 77982SS)

White Powder Coated Steel (Ref: 77982WH)

Black Powder Coated Steel (Ref: 77982BK)

# SOAP / SANITISER DISPENSERS



## 1L Soap Dispenser

- Suitable for bulk fill soap the large 1L capacity makes this dispenser suitable for the busiest of washrooms.
- Dispenses 1600 shots of foam soap and 1000 shots of liquid soap.
- Easily operated by one hand pushing the cover to dispense the soap into the hand.
- Recessed locking mechanism secures and protects the soap reservoir.
- Easy to unlock and cover hinges forward for ease of filling
- Cover simply snap locks into place when closing.

Dimensions (mm): W: 117 H: 247 D: 104

- Brushed (Ref: 50416SS (foam) 50412SS (liquid))
- White (Ref: 50416WH (foam) 50412WH (liquid))



## 1L Auto Soap Dispenser

- Suitable for your preferred soap the large 1L capacity makes this dispenser suitable for the busiest of washrooms.
- Automatic operation detects hand movement underneath the unit to dispense the soap.
- Battery operated.
- Recessed locking mechanism secures and protects the soap reservoir.
- Easy to unlock and cover hinges forward for ease of filling.
- Cover simply snap locks into place when closing.

Dimensions (mm): W: 128 H: 282 D: 120.5

- Brushed (Ref: 50130SS)
- White (Ref: 50130WH)



## 1L Hand Sanitiser Dispenser

- Suitable for your choice of bulk fill hand sanitiser formulation the large 1L capacity makes this dispenser suitable for the busiest of locations.
- Easily operated by one hand pushing the cover to dispense the solution into the palm of your hand.
- Locking mechanism secures and protects the reservoir from contamination.
- Easy to unlock and cover hinges forward for ease of filling
- Cover simply snap locks into place when closing.

Dimensions (mm): W: 117 H: 247 D: 104

- Brushed (Ref: 50417SS)
- White (Ref: 50417WH)

# HAND SANITISER STANDS



## Hand Sanitiser Dispenser Stand

- Suitable for the Classic 1L Hand Sanitiser Dispenser.
- Other brand dispensers can also be attached using alternative fixings.
- Helps to increase the presence of hand sanitiser around premises.
- Ideal where wall mounting isn't suitable.
- Base is predrilled to allow for fixing to the floor for added stability and security.
- Made from strong steel and powder coated.

Dimensions (mm): W: 300 H: 1210 D: 300

■ Black (Ref: 99230BK)



## Integrated Hand Sanitiser Dispenser Stand

- Foot pedal operated for a touch-free solution.
- Helps to increase the provision of hand sanitiser solutions throughout your premises.
- The integral stainless steel dispenser provides a 1L reservoir for your choice of formulation.
- 1L Bulk fill reservoir.
- Unit locks to protect the reservoir from pilfering and contamination.
- Base is predrilled to allow for fixing to the floor for added stability and security.
- Dispenser stainless steel and stand powder coated steel.

Dimensions (mm): W: 300 H: 1160 D: 300

■ Black / Brushed (Ref: 50140BK)



## Children's Hand Sanitiser Dispenser Stand

- Integrated dispenser and stand designed specifically to encourage use by children.
- Foot pedal operated for a fun touch-free solution.
- Helps to increase the provision of hand sanitiser solutions throughout your premises for all ages.
- The integral stainless steel dispenser provides a 1L reservoir for your choice of formulation.
- Unit locks to protect the reservoir from pilfering and contamination.
- Base is predrilled to allow for fixing to the floor for added stability and security.
- Dispenser stainless steel and stand powder coated steel.

Dimensions (mm): W: 117 H: 860 D: 300

□ White (Ref: 50144WH)



# PAPER TOWEL DISPENSERS



Small



Large

## C/Multi Fold Paper Towel Dispenser

- Ideal for C Fold or Multifold interleaved paper towels.
- Visual inspection window located on the side quickly shows stock level for ease of servicing.
- Compact size makes for ideal positioning in smaller, more restricted spaces.
- Larger size is perfect for locations with heavy footfall and usage.
- Locking mechanism secures and protects the paper towel from pilfering.

### Small

Weight (kg): 1.8

Dimensions (mm): W: 255 H: 205 D: 124

Brushed Stainless Steel (Ref: 78810SS)

### Large

Weight (kg): 3.4

Dimensions (mm): W: 250: H: 363 D: 110

Brushed Stainless Steel (Ref: 77127SS)

White Powder Coated Steel (Ref: 7712700)



## Centre Feed Paper Towel Dispenser

- Robust dispenser for centre feed paper rolls.
- Suitable for both perforated and non perforated rolls.
- Locking mechanism secures and protects the paper towel from pilfering.

Weight (kg): 3.1

Dimensions (mm): W: 211 H: 369 D: 216

Brushed Stainless Steel (Ref: 78982SS)

White Powder Coated Steel (Ref: 78982WH)

# PAPER TOWEL DISPENSERS



## Paper Towel Dispenser

- Robust dispenser for paper towel rolls.
- Ideal for a wide range of locations.
- Suitable for both perforated and continuous paper rolls. Built in serrated edge for ease of tearing the paper towel.
- Locking mechanism secures and protects the paper towel from pilfering.

### 10" Roll

Weight (kg): 1.4

Dimensions (mm): W: 288 H: 159 D: 165

White Powder Coated Steel (Ref: 7732100)

### 20" Roll

Weight (kg): 2.3

Dimensions (mm): W: 544 H: 160 D: 165

White Powder Coated Steel (Ref: 7707000)

# TOWEL CABINET



## Roller Towel Cabinet

- Roller towels are an ideal hand drying solution when power for a hand dryer is not suitable and without the waste of paper towels.
- The clear view reservoir enables an instant check on the level of unused towel available.
- The used portion of towel is securely separated from the unused section.
- The cabinet is easy to unlock and automatically locks on closure.
- Feed length of towel is set at 17.5cm per portion.
- Easy to load with full instructions visible.

### Roller Towel

Weight (kg): 4.3

Dimensions (mm): W: 380 H: 470 D: 243

Brushed Stainless Steel (Ref: 40320SS)

White Powder Coated Steel (Ref: 40320WH)

### Scrim Towel

Weight (kg): 8.3

Dimensions (mm): W: 242 H: 470 D: 380

Brushed Stainless Steel (Ref: 40541SS)

White Powder Coated Steel (Ref: 4054100)

## HAND DRYER



### Warm Air Hand Dryer

- High performance hand dryer with pivoting outlet also making it suitable for drying the face.
- Robust and reliable for the busiest of washrooms.
- Warm air ensures comfortable and quick use.
- Provides lower running costs to paper towels with no waste.
- CE Approved.

Weight (kg): 6.3

Dimensions (mm): W: 348 D: 260 H: 185

Polished Stainless Steel (Ref: 38500CR)

White Powder Coated Steel (Ref: 38500WH)

Fixing kits provided with all products

## WASTE BINS



### 30L Waste Bin (Tapered Chute)

- 30L capacity stainless steel waste bin with internal strap for securing bag.
- Free standing but can also be wall mounted for extra security.
- Tapered design is ideal for the collection of paper towels as opposed to general waste, perfect in washroom settings.
- The chute is treated with our innovative lacquer that helps to prevent finger print marks.
- Open lid design.

Weight (kg): 5

Dimensions (mm): W: 307 H: 625 D: 214

Brushed Stainless Steel (Ref: 78202SS)

[www.dudleyindustries.com](http://www.dudleyindustries.com)

# WASTE BINS



## 30L Waste Bin with Flap Lid

- 30L capacity with lid incorporating a spring loaded flap.
- The innovative bag holder securely retains the bin bag within the bin.
- Wall mounted for security using a mounting plate which is easily fitted to the wall.
- The bin is then hooked into position and screws tightened to fully secure it.
- Can also be positioned freestanding.

Weight (kg): 6

Dimensions (mm): W: 355 H: 644 D: 165

- Brushed Stainless Steel (Ref: 78962SS)
- White Powder Coated Steel (Ref: 78962WH)



## 50L Waste Bin with Flap Lid

- 50L capacity stainless steel waste bin with lid incorporating a spring loaded flap.
- Free standing but can also be easily wall mounted for extra security using the mounting plate.

Weight (kg): 7

Dimensions (mm): W: 335 H: 707 D: 258

- Brushed Stainless Steel (Ref: 84530SS)
- White Powder Coated Steel (Ref: 84530WH)



## 50L Waste Bin Tapered with Flap Lid

- 50L capacity stainless steel waste bin with lid incorporating a spring loaded flap.
- Internal strap secures the bin bag in position.
- Free standing but can also be easily wall mounted for extra security using the mounting plate.
- Tapered design is ideal for the collection of paper towels as opposed to general waste, perfect in washroom settings.
- The lid is treated with our innovative lacquer that helps to prevent finger print marks.

Weight (kg): 6

Dimensions (mm): W: 357 H: 705 D: 260

- Brushed Stainless Steel (Ref: 78210SS)

## APRON DISPENSER



### Apron Dispenser

- Fire retardant making it ideal for high risk or healthcare settings.
- Handy dispenser for disposable polythene aprons.
- Wall mounted for security and can be positioned where convenient for use.

Weight (kg): 1.5

Dimensions (mm): W: 375 H: 151 D: 147

White Powder Coated Steel (Ref: 99899WH)

## COAT HOOK



### Coat Hook


- Stylish sturdy brushed stainless steel coat hook.
- Small size allows for it to be located where space is restricted.
- Concealed fixing.

Weight (kg): 0.145

Dimensions (mm): W: 50 D: 80 H: 50

Brushed Stainless Steel (Ref: 96202SS)

## BOTTLE HOLDERS



### 3 x 1L Bottle Holder

- Sturdy wall mounted bottle holder accommodates 3 individual 1 litre bottles.
- Ideal for keeping bottle stores neat, tidy and upright.
- Simple to install using the fixing holes.

Weight (kg): 1

Dimensions (mm): W: 360 H: 100 D: 95

White Powder Coated Steel (Ref: 96038WH)



### 5-10L Bottle Holder Hook

- Hook specially designed to hold 5-10L bottles.
- Easy to install using the fixing holes.
- Ideal for storing bottles neatly and securely.

Weight (kg): 0.25

Dimensions (mm): W: 42 H: 140 D: 88

Brushed Stainless Steel (Ref: 96026SS)

### 2L & 5L Bottle Holders

- Sturdy wall mounted bottle holder accommodates a 2L or 5L bottle.
- Ideal for keeping bottle stores neat and tidy and upright.
- Simple to install using the fixing holes.



### 2L

Weight (kg): 0.6

Dimensions (mm): W: 139 H: 141 D: 105

White Powder Coated Steel (Ref: 96072WH)



### 5L

Weight (kg): 1

Dimensions (mm): W: 193 H: 161 D: 139

White Powder Coated Steel (Ref: 96041WH)

## OTHER PRODUCT RANGES AVAILABLE:



### Plasma Range

A tough elegant washroom range providing reliability in use and ease of servicing.



### Platinum Range

A contemporary suite of products to add a touch of class to washrooms.



### Anti Ligature Range

Helping to safeguard vulnerable washroom users without compromising on style.



### Dementia Range

A suite of dispensers designed for ease of use to help aid independence.



### Recessed Units

Maximise the space available in washrooms by recessing essential units.



### Classic Behind the Mirror

Utilise the concealed space behind a mirror.




### Modulo Behind the Mirror

Space saving hand hygiene tailored to your washroom.



### Specialist Washstations

Hygiene solutions for all spaces.



Sales: +44 (0)1253 738 311

Dudley Industries Ltd  
Preston Road  
Lytham-St-Annes  
Lancashire  
FY8 5AT

Email: [sales@dudleyindustries.com](mailto:sales@dudleyindustries.com)  
Web: [www.dudleyindustries.com](http://www.dudleyindustries.com)



Affiliations

