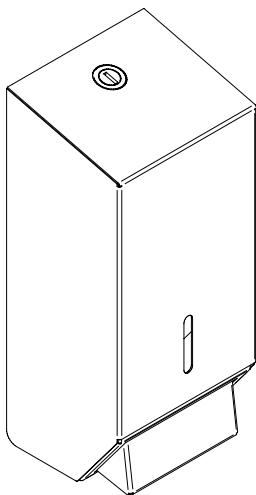


Technical Data Sheet

Plasma Range 1L Soap Dispenser

Applicable to products:

50440SS	Plasma 1L Soap Dispenser Brushed Stainless Steel
50440WH	Plasma 1L Soap Dispenser White
50440BK	Plasma 1L Soap Dispenser Black



Technical Data Sheet



Plasma 1L Soap Dispenser

- 50440SS Brushed Stainless Steel
- 50440WH White Powder Coated
- 50440BK Black Powder Coated

Stylish 1L Soap Dispenser with sleek, fully seam welded edges and recessed lock.

Product Description:

- Suitable for Liquid Soap, the large 1L capacity makes this dispenser suitable for the busiest of washrooms
- Easily operated by one hand pushing the lever to dispense the soap into the hand
- Recessed locking mechanism secures and protects the soap reservoir from contamination whilst retaining the sleek styling of the dispenser
- Full seam welded construction
- Easy to unlock and the cover hinges forward for ease of filling

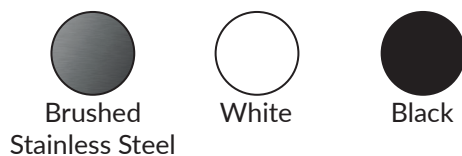
Product Image:



Product Specification:

Material:	EN 1.4509 Stainless Steel + mixed material components
Dimensions:	W. 112mm x H. 250mm x D. 93mm
Finish:	Brushed White Powder Coat Black Powder Coat
Packing/Carton:	1 piece
Warranty:	10 years

Available finishes:



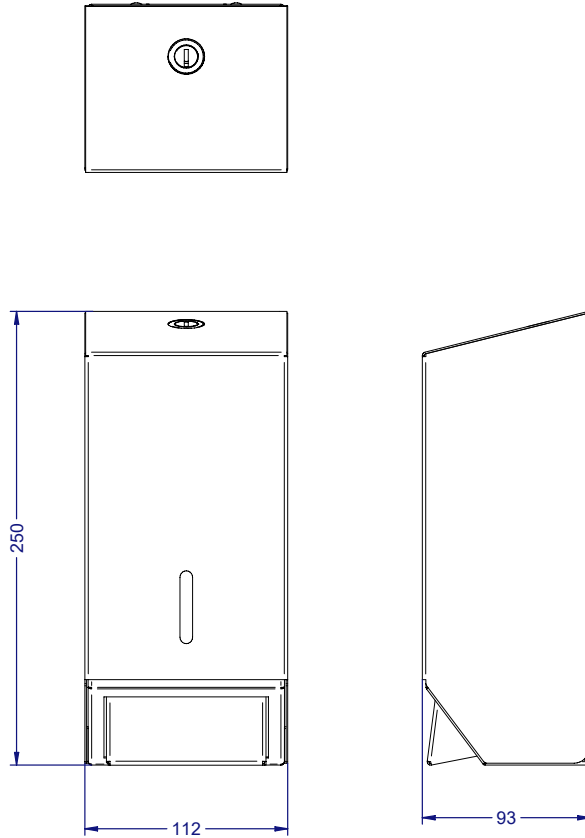
Technical Data Sheet



Plasma 1L Soap Dispenser

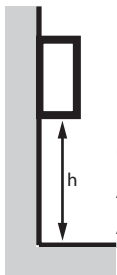
- 50440SS Brushed Stainless Steel
- 50440WH White Powder Coated
- 50440BK Black Powder Coated

Line Drawing:



Recommended Installation Height:

Available for specification at:



- Floor to base:
- General Washroom 1300 - 1400mm
- Accessible Washroom: 780 - 1000mm
- Above counter top: 300mm



Dudley Industries Ltd
Preston Road, Lytham St Annes, Lancashire. FY8 5AT

Tel: +44 (0) 1253 738311
Email: sales@dudleyindustries.com
Web: www.dudleyindustries.com

